

Outline

- ACS measures of disability
- Current estimates of prevalence
 - Data: 2008-2010 3-year ACS dataset
- Group Quarters (GQ) definitions
- Disability by GQ types
- Limitation in GQ data



ACS Disability

- 2008–Present Questions
 - Hearing difficulty
 - Vision difficulty
 - Cognitive difficulty
 - Ambulatory difficulty
 - Self-care difficulty
 - Independent living difficulty

17 a. Is this person deaf or does he/she have serious difficulty hearing?

Yes
 No

b. Is this person blind or does he/she have serious difficulty seeing even when wearing glasses?

Yes
 No

G Answer question 18a – c if this person is 5 years old or over. Otherwise, SKIP to the questions for Person 2 on page 12.

18 a. Because of a physical, mental, or emotional condition, does this person have serious difficulty concentrating, remembering, or making decisions?

Yes
 No

b. Does this person have serious difficulty walking or climbing stairs?

Yes
 No

c. Does this person have difficulty dressing or bathing?

Yes
 No

H Answer question 19 if this person is 15 years old or over. Otherwise, SKIP to the questions for Person 2 on page 12.

19 Because of a physical, mental, or emotional condition, does this person have difficulty doing errands alone such as visiting a doctor's office or shopping?


Yes
 No



ACS Disability Estimates

	Civilian Noninstitutionalized Population	Total Population	Δ
With a disability	12.0	12.5	0.5
Hearing difficulty	3.4	3.5	0.1
Vision difficulty	2.2	2.3	0.1
Cognitive difficulty	4.8	5.2	0.4
Ambulatory difficulty	6.9	7.3	0.4
Self-care difficulty	2.6	3.0	0.4
Independent living difficulty	5.6	6.1	0.5

Source: U.S. Census Bureau, 2008-2010 American Community Survey 3-year data



Adult Correctional Facilities

Population 18 years and over

	Federal Prisons /Detention Facilities	State Prisons	Local Jails	Correctional Residential Facilities
With a disability	19.0	25.7	24.7	20.7
Hearing difficulty	4.0	4.9	4.4	4.2
Vision difficulty	5.5	6.2	5.7	5.5
Cognitive difficulty	9.1	13.7	15.1	12.0
Ambulatory difficulty	7.2	10.2	7.8	6.4
Self-care difficulty	1.6	2.8	1.6	0.8
Independent living difficulty	2.7	4.1	5.2	2.5


Source: U.S. Census Bureau, 2008-2010 American Community Survey 3-year data



Juvenile Facilities

	Residential Treatment Centers for Juveniles	Group Homes for Juveniles	Correctional Facilities for Juveniles
With a disability	53.6	33.0	21.5
Hearing difficulty	1.8	3.4	1.6
Vision difficulty	2.9	4.5	3.1
Cognitive difficulty	50.3	31.9	17.5
Ambulatory difficulty	2.1	6.6	1.1
Self-care difficulty	2.8	8.3	0.6
Independent living difficulty	26.4	27.3	2.8

Source: U.S. Census Bureau, 2008-2010 American Community Survey 3-year data



Nursing Facilities

	All Ages	18 to 64 years	65 years or older
With a disability	96.3	92.8	97.0
Hearing difficulty	27.4	12.0	30.3
Vision difficulty	22.7	17.0	23.7
Cognitive difficulty	83.7	73.5	85.6
Ambulatory difficulty	64.4	59.0	65.4
Self-care difficulty	77.9	66.9	80.0
Independent living difficulty	88.7	82.1	89.9


Source: U.S. Census Bureau, 2008-2010 American Community Survey 3-year data



Noninstitutional GQs

	College /University Student Housing	Military Barracks /Ships	Worker Group Living Quarters /Job Corps
With a disability	3.8	4.6	16.9
Hearing difficulty	0.6	1.4	3.8
Vision difficulty	0.7	0.6	3.3
Cognitive difficulty	2.3	2.3	11.2
Ambulatory difficulty	0.5	1.1	5.1
Self-care difficulty	0.1	0.1	3.4
Independent living difficulty	0.4	0.3	6.6

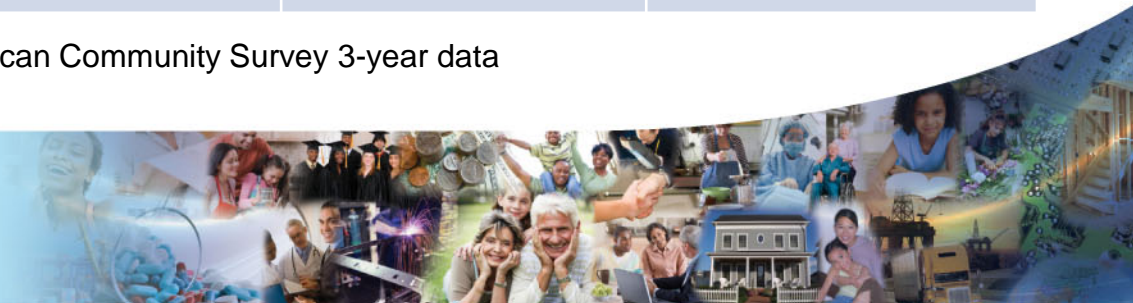
Source: U.S. Census Bureau, 2008-2010 American Community Survey 3-year data



Noninstitutional GQs (cont.)

	Group Homes for Adults	Residential Treatment Centers for Adults	Other Noninstitutional GQs
With a disability	78.5	66.6	30.9
Hearing difficulty	14.2	10.5	6.6
Vision difficulty	13.8	11.2	6.0
Cognitive difficulty	62.5	52.1	17.4
Ambulatory difficulty	40.6	34.0	16.7
Self-care difficulty	40.0	30.9	5.2
Independent living difficulty	63.3	48.2	9.8

Source: U.S. Census Bureau, 2008-2010 American Community Survey 3-year data



Comprehensive measurement

- Disability and functional status often determinants for living situation
- ACS does not capture all disability types
 - 70% with cognitive difficulty in Psychiatric Hospitals (82% with any disability)
 - 52% with cognitive difficulty in Residential Treatment Centers (67% with any disability)
- 90 percent with independent living difficulty in Nursing Homes (96% with any disability)



Limitations with GQ Data

- Coverage
 - Improved with Census 2010 updates to the GQ MAF
 - Increases variances
 - May bias estimates
- Sensitivity
- Confidentiality issues at small areas



