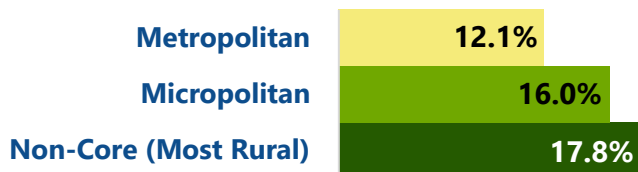


In the Most Rural Places and with Greater Disparities...

Percentage Reporting Disabilities



3,144,000 people with disabilities live in the most rural places, where the percentage reporting disabilities is highest (17.8%).

Poverty

1 in 4 people with disabilities in the most rural places experience poverty



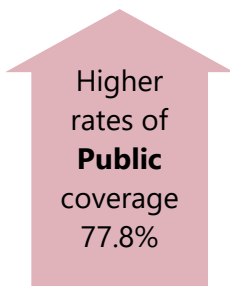
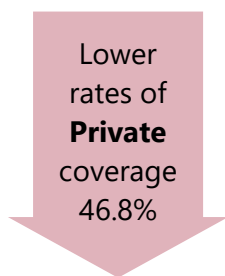
... compared to ...

1 in 5 people with disabilities in the most urban places experience poverty



Health Insurance

In the most rural places, people with disabilities report...



...compared to people with disabilities in other areas.*

*Metropolitan: Private 49.9%, Public 73.2%;
Micropolitan: Private 48.5%, Public 76.0%

Defining Places

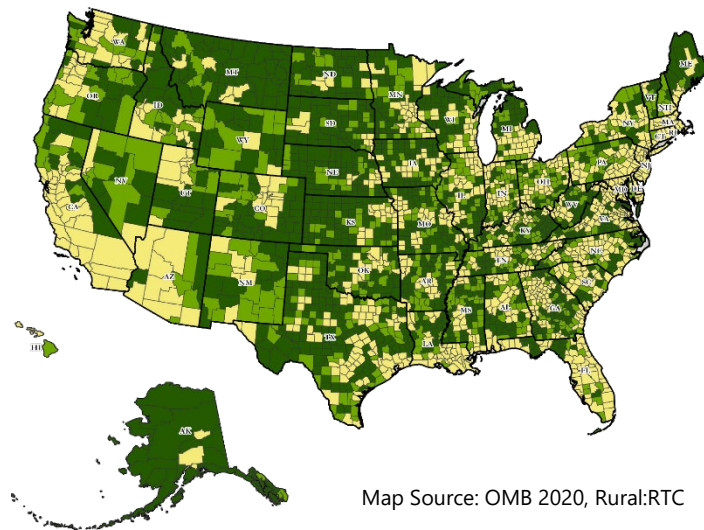
Urban Counties:

Metropolitan: counties with urban core of 50,000+ people

Rural Counties:

Micropolitan: counties an urban core of 10,000-50,000

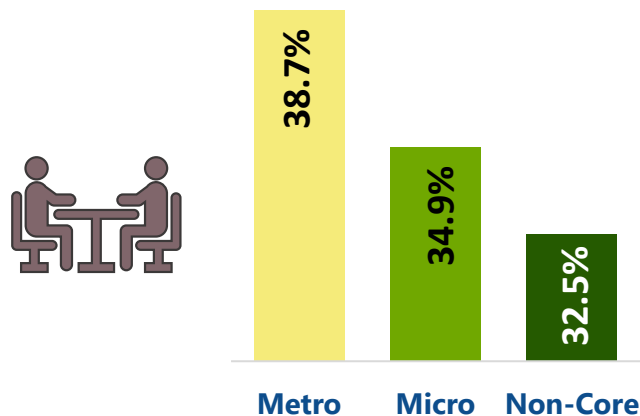
Non-Core: counties with no urban core (< 10,000 people)



Map Source: OMB 2020, Rural:RTC

Employment

People with Disabilities, Ages 18-64



Data Source: 2016-2020 American Community Survey, civilian, noninstitutional population.

RTC:Rural

Research & Training Center
on Disability in Rural Communities
rtc.ruralinstitute.umt.edu



Disability Statistics & Demographics
Rehabilitation Research & Training Center
disabilitycompendium.org